

North Carolina Coalition Against Domestic Violence

Domestic Violence
Homicide Report
2011



Contents

- Memorial.....3
- Domestic Violence Homicide Defined.....4
- Domestic Violence Homicides in North Carolina.....5
- Homicides from 2002-2011.....6
- Perpetrators by Sex.....7
- Perpetrators by Age.....8
- Domestic Violence Homicide Perpetration
Related to Other Forms of Violence9
- Victims by Sex.....10
- Victims by Sex 2002-2011.....11
- Victims by Age.....12
- Relationship of Perpetrator to Victim13
- Impact on Children14
- Murder-Suicide15
- Type of Weapon16
- Known Location of Homicide17
- Homicides by Month and Season.....18
- Homicides by Time of Day, Day of Week19
- Homicides by County and Ranking20-22
- Resources23

In Memory

The North Carolina Coalition Against Domestic Violence has collected this information in memory of all the lives lost to the epidemic of domestic violence in our state. We hope that by raising awareness of the deadliness of this crime that others will be saved. Our hearts go out to all of the families and friends of those who have lost a loved one to domestic violence.

Special Thanks

The Coalition would like to thank the advocates and allies who work for domestic violence service programs and other agencies throughout North Carolina for helping acquire the following information. Without your help, we could not know the extent of domestic violence homicides in our state. Thank you for making it possible for us to understand and record the devastating impact of domestic violence homicides. This information will be used in our quest to educate and inform the public and, ultimately, to eliminate domestic violence. The Coalition extends its gratitude to Laura A. Nawrocki and Michelle Chuang and the UNC School of Law Pro Bono Program for their support in compiling the data in this report. The Coalition would also like to extend a special thank you to Sabrina Boyce, MPH, her support and work was invaluable in the creation of this report.

Disclaimer

Information regarding domestic violence homicides in North Carolina has been collected by the NC Coalition Against Domestic Violence since January 1, 2002, through reports from advocates, allies, and surviving family members from across the state. This report is not intended to be an official record of all domestic violence homicides in North Carolina for the time period covered and shall not be used for any purpose without prior permission from the North Carolina Coalition Against Domestic Violence. Homicides are included based on case specific information that demonstrates a correlation between domestic violence and the death of the victim. Nothing included in this information is intended to represent a legal standard of guilt or innocence.

Domestic Violence Homicide As Defined by NCCADV

Domestic violence homicides occur when a person murders his or her current or former intimate partner and/or his or her children. Domestic violence homicides include the murder of third parties. Examples include the murder of relatives of the person's former or current intimate partner, someone attempting to protect their current or former intimate partner, or the current intimate partner of the person's ex-partner. Domestic violence homicides include acts of self-defense against an abusive partner.

Domestic Violence Homicides in North Carolina: 2011 Summary

- According to NCCADV data, there were 73 known domestic violence homicides in North Carolina in 2011.
- Most of these homicides were perpetrated by men, and most of the victims were women.
- There were 45 children present during homicides, and 15 of these children were victims themselves.
- Eighteen of the perpetrators were under 25 years of age.
- Seventy percent of homicides were committed using a firearm.

Homicides 2002-2011

Between 2002-2011, NCCADV tracked 766 domestic violence related homicides.

The average number of homicides perpetrated annually is 77.

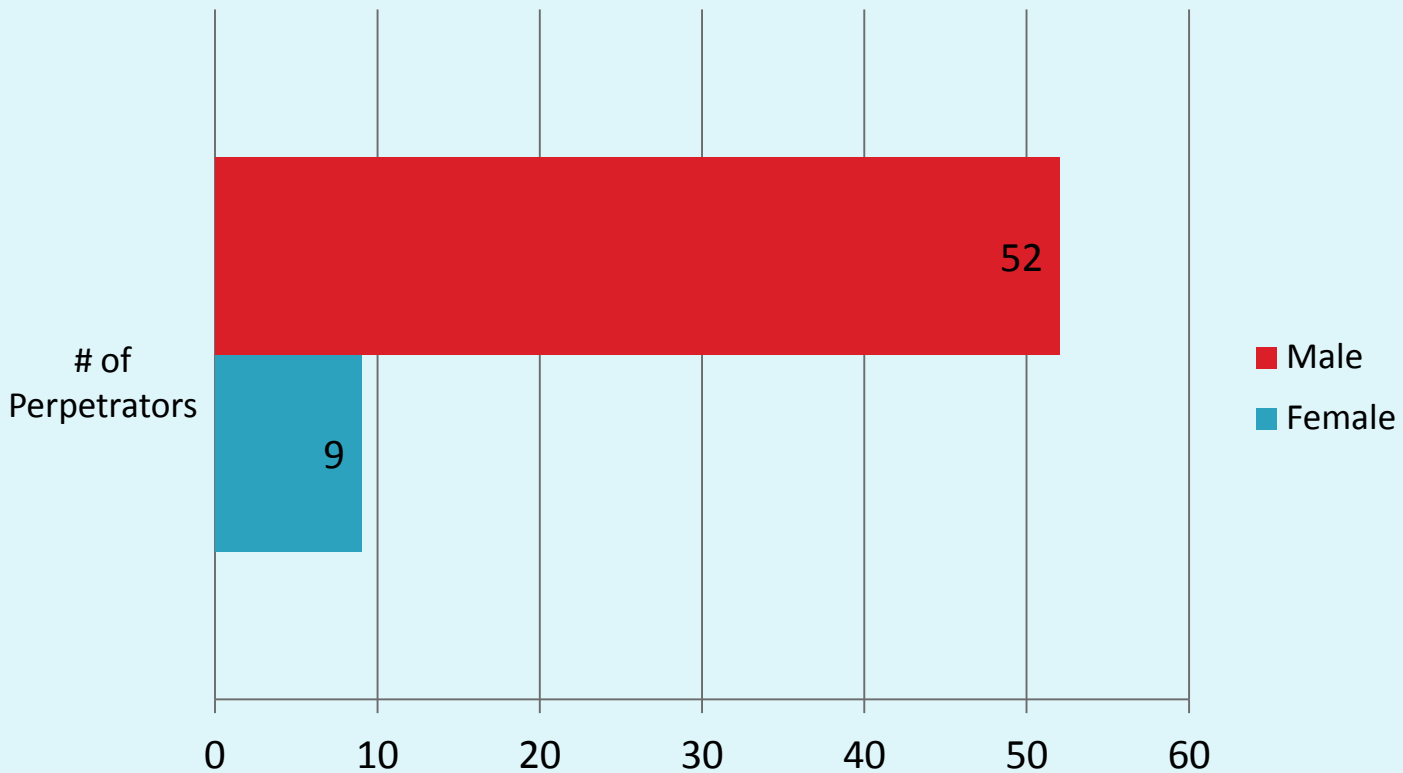
Year	2002	2003	2004	2005	2006	2007	2008	2009	2010	2011
Homicides	79	67	81	72	80	85	82	72	75	73

Perpetrators by Sex

52 alleged perpetrators were male

9 alleged perpetrators were female

7 alleged perpetrators committed 19 homicides

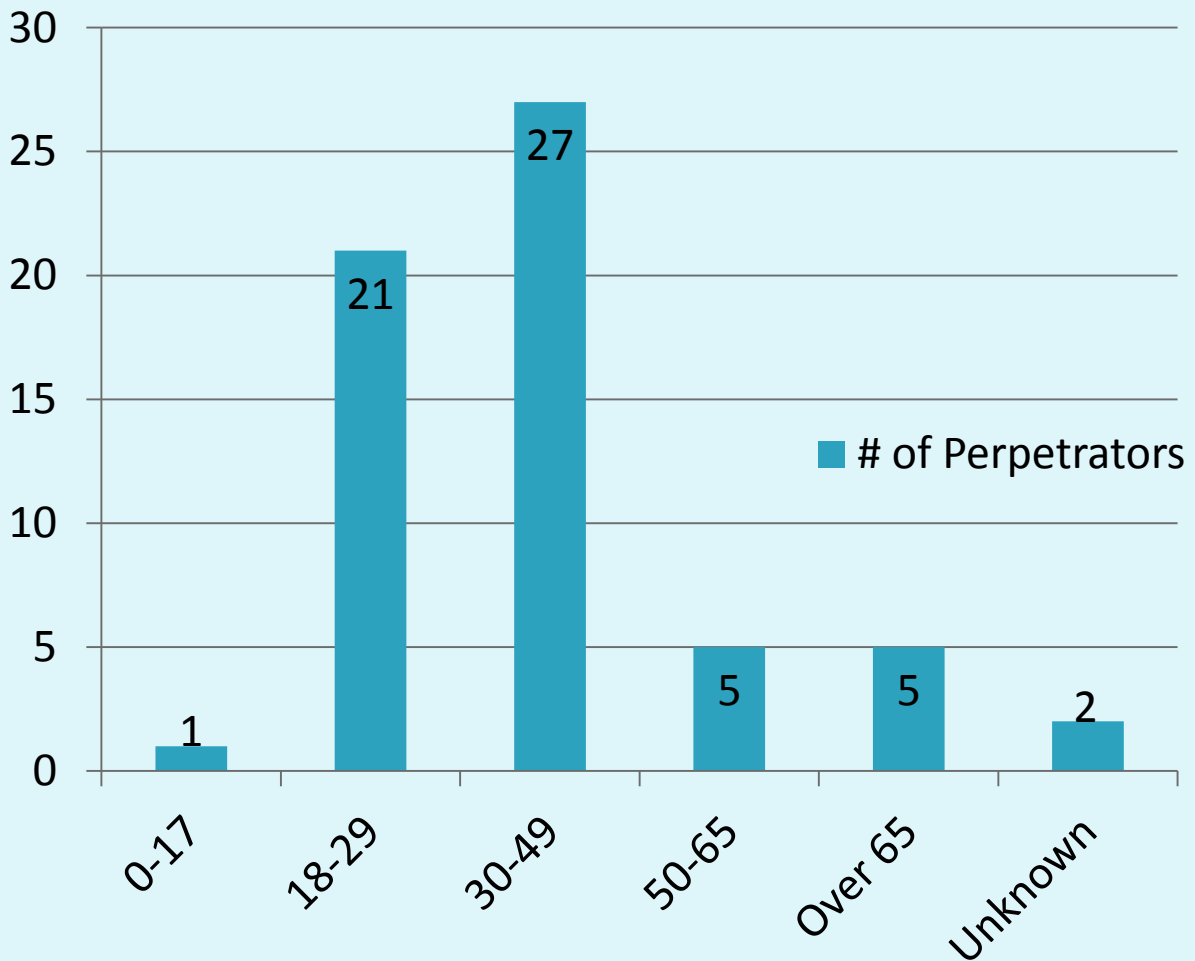


Perpetrators by Age

34% of homicides were committed by alleged perpetrators between 18-29

44% of homicides were committed by alleged perpetrators between 30-49

16% of homicides were committed by alleged perpetrators 50 and over



Domestic Violence Homicide Perpetration Related to Other Forms of Violence

From 1995-2001, U.S. military personnel committed 217 domestic violence homicides: 32 in the Air Force, 54 in the Navy, and 131 in the Army.¹

- In 2011 in NC, at least 6 (10%) of the alleged perpetrators were current or former military personnel.

From 2002-2009 in NC, 454 (44%) of alleged perpetrators of DV homicide had prior crime convictions, including 14 of murder or manslaughter and 167 of assault.²

- In 2011, according to the NC Department of Corrections, at least 14 (23%) of alleged perpetrators had been charged or convicted of previous violence-related crimes, including assault against a female and sexual assault.

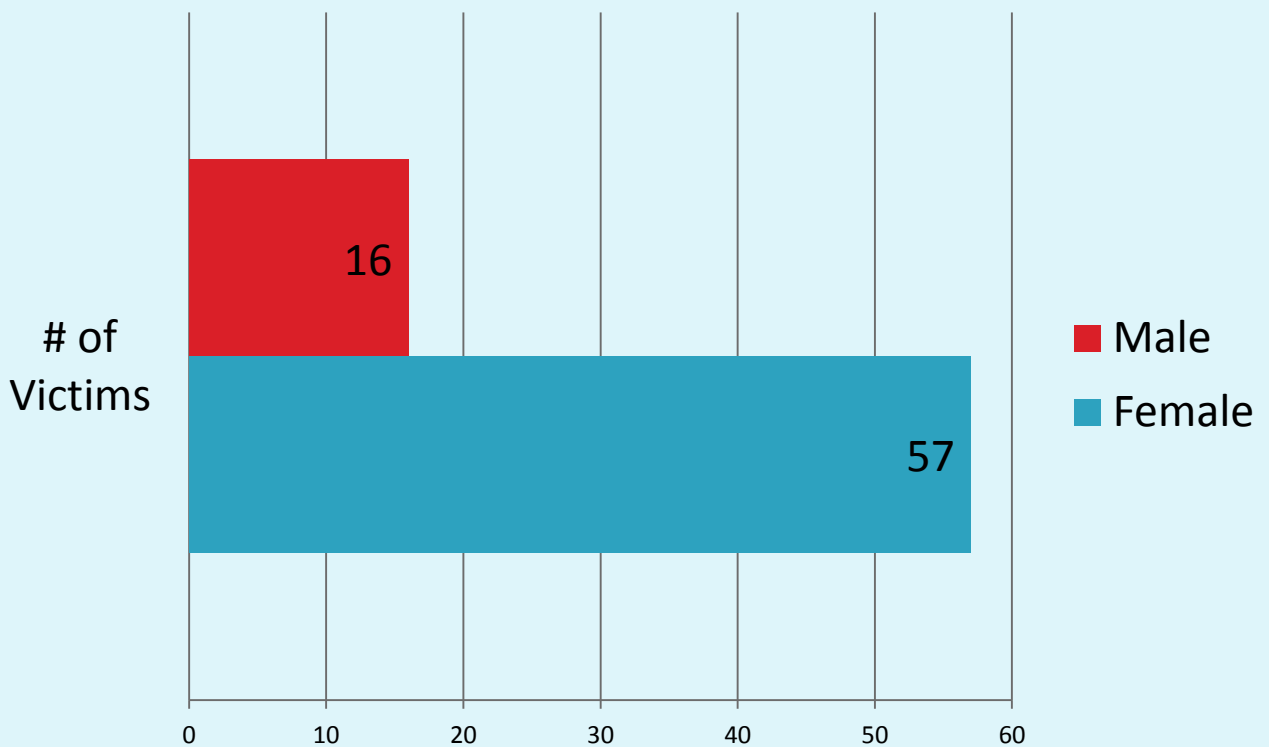
Victims by Sex

Every year, the number of women killed as a result of domestic violence far exceeds the number of men killed.

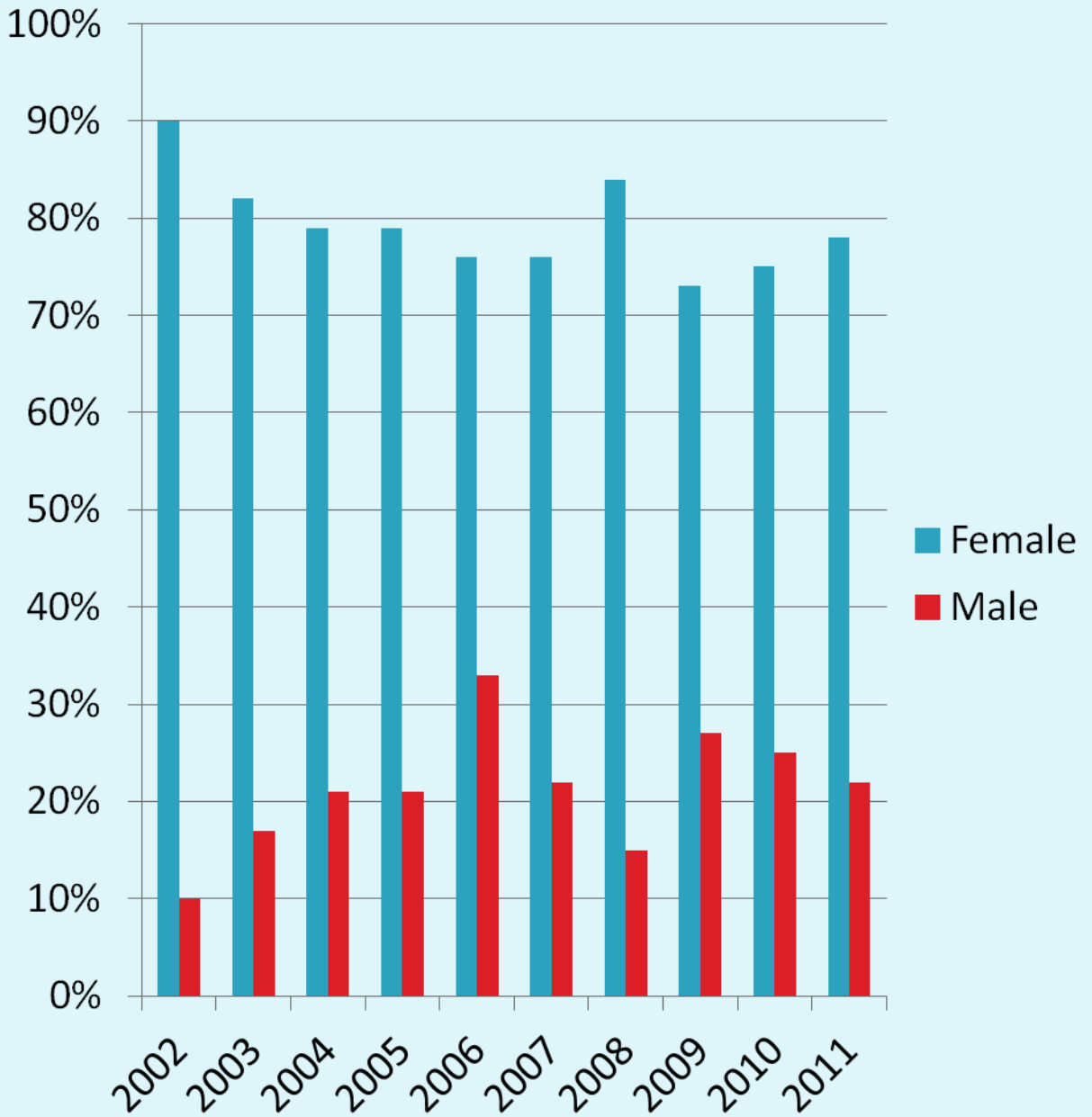
57 of the victims were female

16 of the victims were male

Of the 16 male victims, 6 were children, 17 or younger



Victims by Sex: 2002-2011



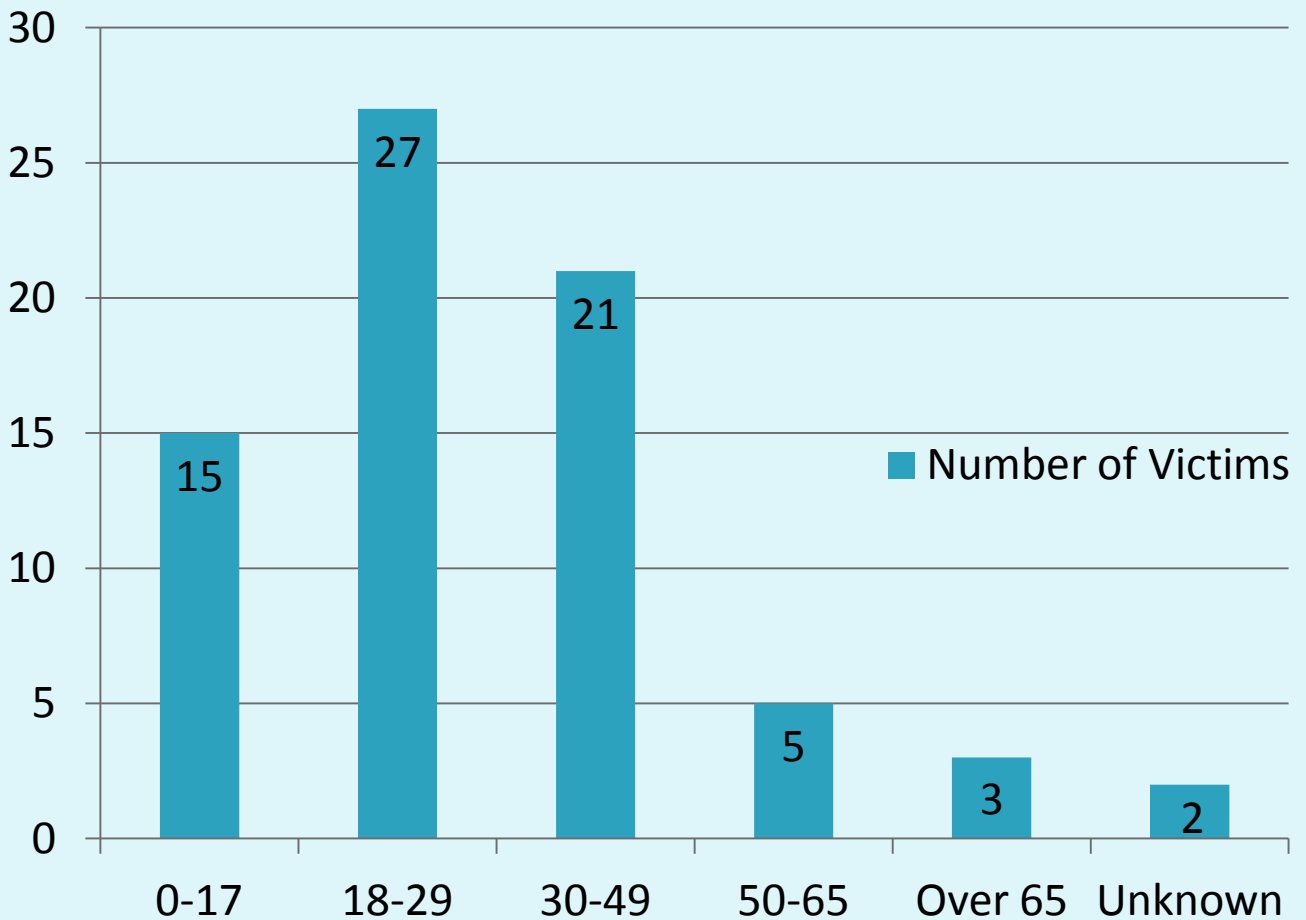
Victims by Age

21% of victims were between 0-17

37% of victims were between 18-29

29% of victims were between 30-49

11% of victims were 50 and over



Relationship of Perpetrator to Victim

- Domestic violence endangers not only the victim of the abuse but also the close friends and family members of the victim. Children, siblings, friends and current partners of abused women are all part of the domestic violence homicide count in North Carolina.
- The majority of alleged perpetrators were the current or former male partner of a female victim.
- The domestic violence victim was often not safe even after separating from the abuser. Leaving an intimate partner is a dangerous prospect for battered women.
 - Thirteen victims were killed by an estranged husband or ex-boyfriend in 2011.
 - At least thirteen victims had applied for a domestic violence protective order against the perpetrator prior to the homicide.
- Six domestic violence homicides were perpetrated against a child by a male parent, guardian, or current partner of the child's mother.

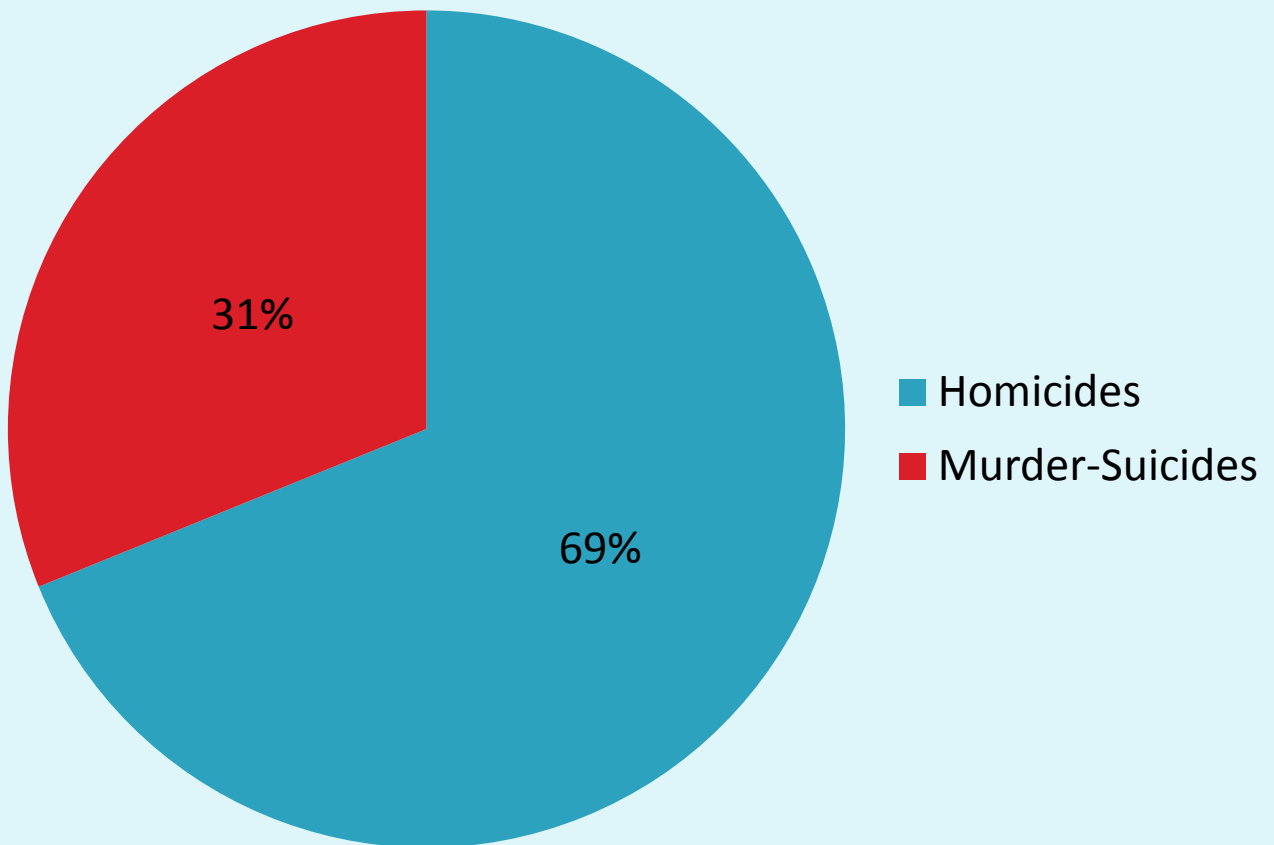
Impact on Children

- 15 children were killed in North Carolina in 2011 as a result of domestic violence.
- Four victims, ages 1, 6, 6, and 14, were killed by their father.
- Two victims, ages 2 and 4, were killed by their mother's male partner by blunt force trauma.
- Five victims, ages 1 day, 4, 8, 14, and 17, were killed by their mother.
- In one incident, the perpetrator killed her two sons, her niece and nephew, her son's girlfriend, then committed suicide.
- In another incident, the perpetrator killed his female partner and his 14-year-old daughter, then committed suicide.
- We know of at least 34 children who witnessed a domestic violence related homicide. In addition to witnessing the homicide, 9 children also witnessed the suicide of the perpetrator. Undoubtedly, there were many more child witnesses to domestic violence homicides that we could not confirm.

Murder-Suicides

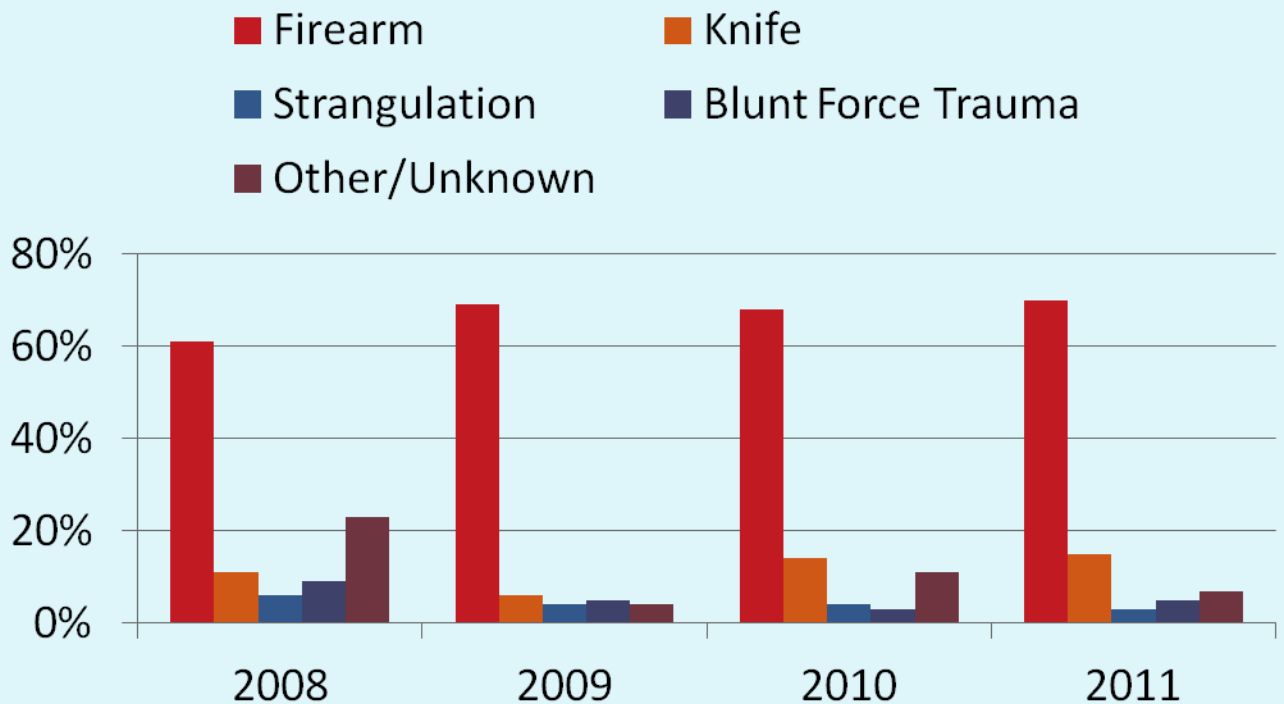
31% of homicides were followed by the perpetrators suicide.

A firearm was used in all murder-suicide cases.



Type of Weapon

Firearm violence accounted for the majority of domestic violence homicides in 2008, 2009, 2010, and 2011.



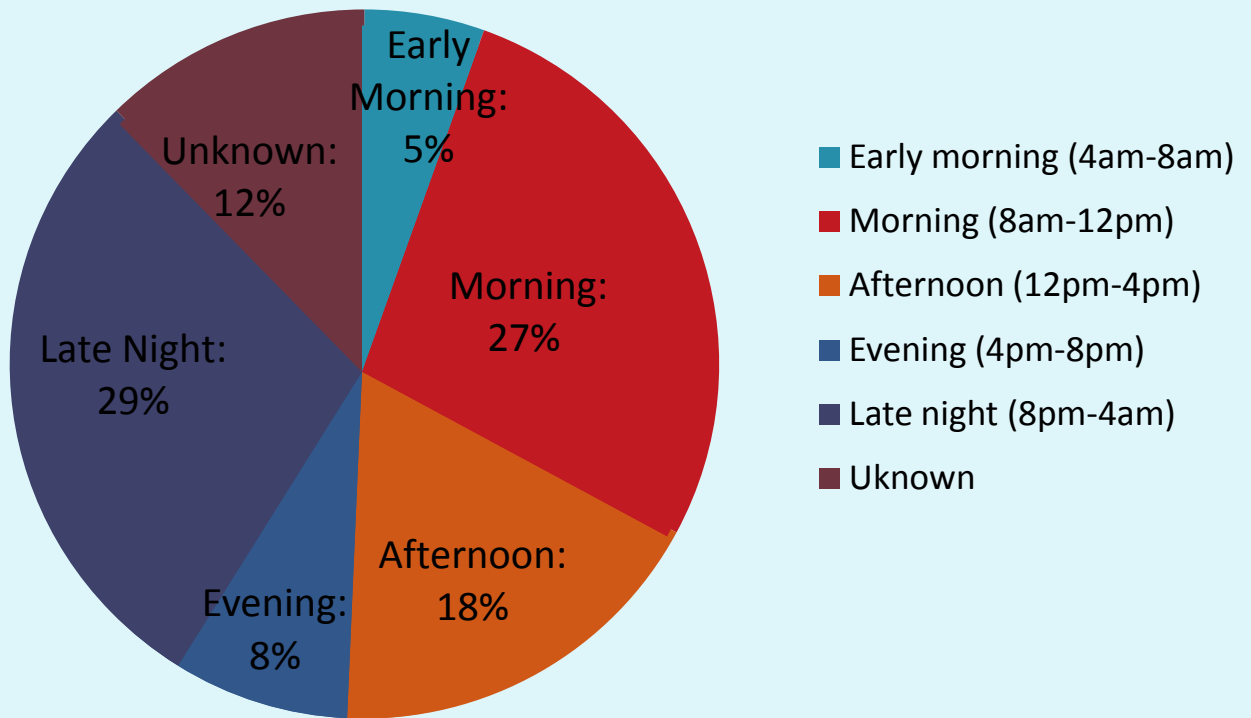
Known Location of Homicide

Location	Number of homicides committed	Percent of known total
Dwelling shared by victim and perpetrator	31	42%
At victim's home	15	21%
At victim's workplace	2	3%
At a house belonging to the victim's family member	1	1%
In victim's friend's house	3	4%
At perpetrator's home	7	10%
In perpetrator's car	1	1%
At a house belonging to the perpetrator's family member	1	1%
Unspecified residence	3	4%
Parking lot of a hospital	1	1%
Parking lot of a restaurant	1	1%
Body later discovered near or in lake/creek/river	4	5%
On the highway	3	4%
TOTAL	73	100%

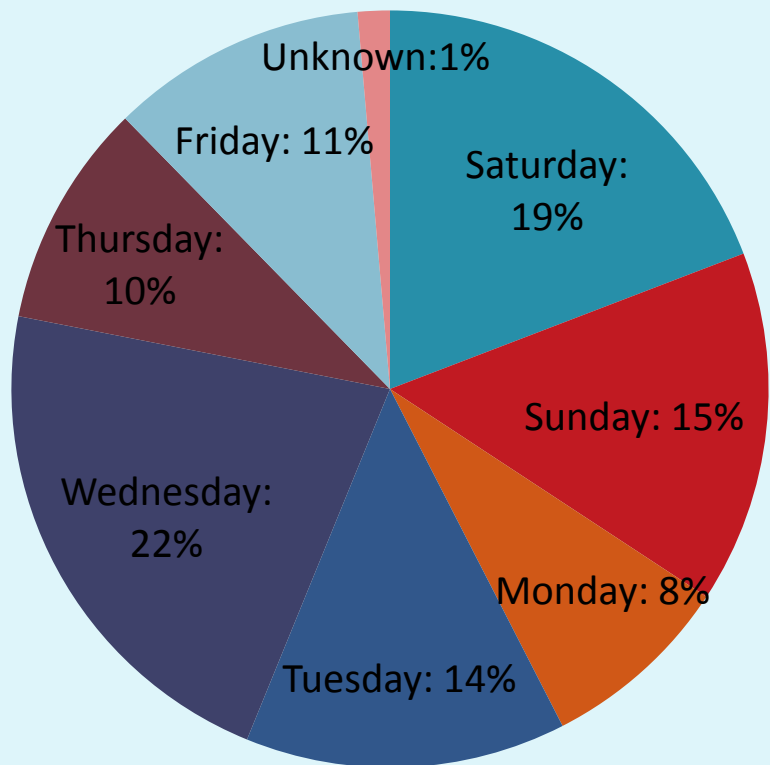
Homicides by Month and Season

Month	Homicides committed	Homicides committed by season	Percent of known total
December	5	Winter: 11	16%
January	3		
February	4		
March	4	Spring: 18	25%
April	5		
May	9		
June	4	Summer: 27	37%
July	9		
August	14		
September	2	Fall: 17	22%
October	4		
November	10		
TOTAL	73	73	100%

Homicides by Time of Day



Homicides by Day of Week



Domestic Violence Homicide Rates per 100,000 by County in North Carolina

County	Total Homicides	Percent of known total	Population	Homicide rate/100,000
Currituck	2	3%	23,602	8.474
Jackson	2	3%	41,123	4.863
Polk	1	1%	20,899	4.785
Bertie	1	1%	21,369	4.680
Chatham	2	3%	65,304	3.063
Durham	8	11%	274,379	2.916
Rutherford	2	3%	68,734	2.910
Alexander	1	1%	37,459	2.670
Davie	1	1%	41,932	2.385
Hoke	1	1%	48,960	2.042
Guilford	10	14%	497,816	2.009
Columbus	1	1%	58,178	1.719
Forsyth	6	8%	356,243	1.684
Duplin	1	1%	59,656	1.676
Buncombe	4	5%	242,509	1.649
Franklin	1	1%	62,224	1.607
Cumberland	5	7%	333,592	1.499

Domestic Violence Homicide Rates per 100,000 by County in North Carolina, Continued

County	Total Homicides	Percent of known total	Population	Homicide rate/100,000
Wilkes	1	1%	69,753	1.434
Catawba	2	3%	155,783	1.284
Lincoln	1	1%	80,134	1.248
Wilson	1	1%	82,423	1.213
Moore	1	1%	89,956	1.112
Burke	1	1%	91,463	1.093
Nash	1	1%	97,466	1.026
Henderson	1	1%	108,956	0.918
Wayne	1	1%	123,726	0.808
Rowan	1	1%	139,536	0.717
Davidson	1	1%	165,229	0.605
Johnston	1	1%	175,194	0.571
Cabarrus	1	1%	183,082	0.546
Mecklenburg	5	7%	941,259	0.531
Onslow	1	1%	191,259	0.523
Gaston	1	1%	207,465	0.482
Wake	3	4%	932,665	0.322

Domestic Violence Homicide Rates per 100,000 by County in North Carolina, Continued

There were 64 counties in which no DV homicides known to NCCADV were committed in 2011:

Alamance	Greene	Perquimans
Alleghany	Halifax	Person
Anson	Harnett	Pitt
Ashe	Haywood	Randolph
Avery	Hertford	Richmond
Beaufort	Hyde	Robeson
Bladen	Iredell	Rockingham
Brunswick	Jones	Sampson
Caldwell	Lee	Scotland
Camden	Lenoir	Stanly
Carteret	Macon	Stokes
Caswell	Madison	Surry
Cherokee	Martin	Swain
Chowan	McDowell	Transylvania
Clay	Mitchell	Tyrrell
Cleveland	Montgomery	Union
Craven	New Hanover	Vance
Dare	Northampton	Warren
Edgecombe	Orange	Washington
Gates	Pamlico	Watauga
Graham	Pasquotank	
Granville	Pender	

Resources

- If you are in need of emergency assistance, call 911.
- For support and assistance, call the National Domestic Violence Hotline 800-799-SAFE (7233).
- Domestic violence programs serve all 100 counties in North Carolina. To find the number of your local program in North Carolina, please visit www.nccadv.org
- For information on domestic violence and how you can help, call the North Carolina Coalition Against Domestic Violence at 888-232-9124, or visit our website at www.nccadv.org